300394 **2026-010**

			
		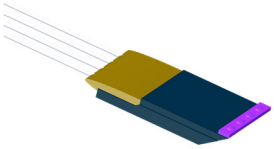	
		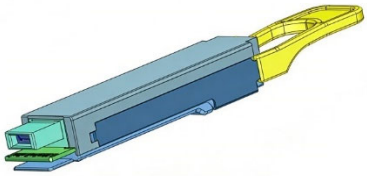	

光互连产业链分析

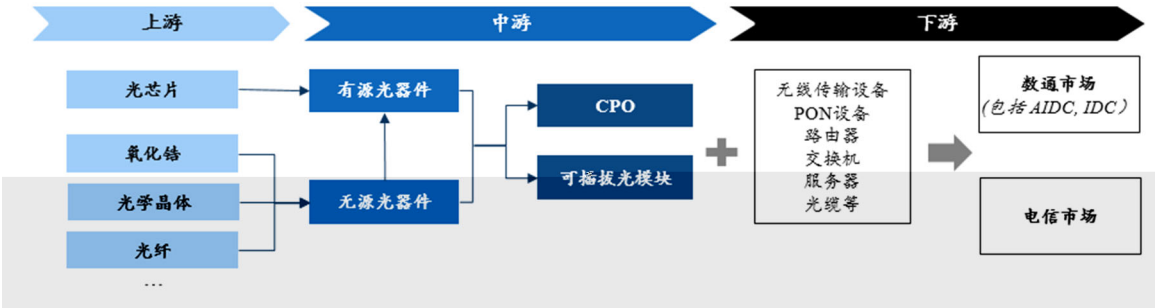
上游
中游
下游
光芯片
氧化锆
光学晶体
光纤
…
有源光器件
无源光器件
CPO
可插拔光模块
无线传输设备
PON设备
路由器
交换机
服务器
光缆等
数通市场
（包括 AIDC, IDC）
电信市场

激光雷达构成

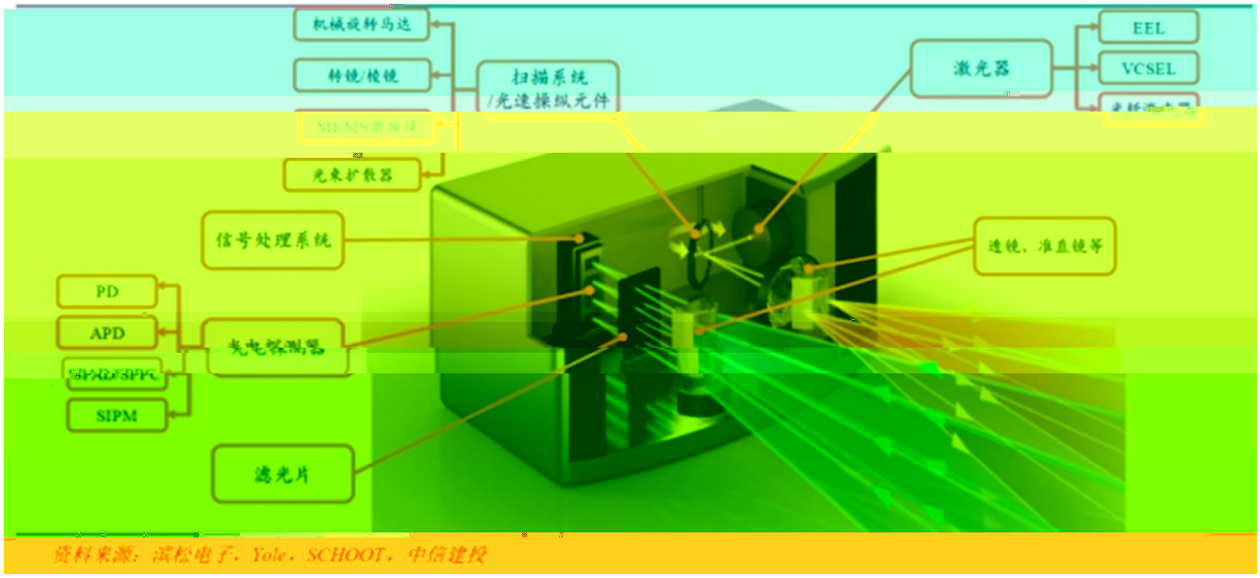
机械旋转马达
转镜/棱镜
扫描系统
/光速操纵元件
激光器
EEL
VCSEL
光束扩散器
信号处理系统
透镜、准直镜等
PD
APD
光电探测器
SIPM
滤光片
资料来源：滨松电子，Yole，SCHOOT，中信建投

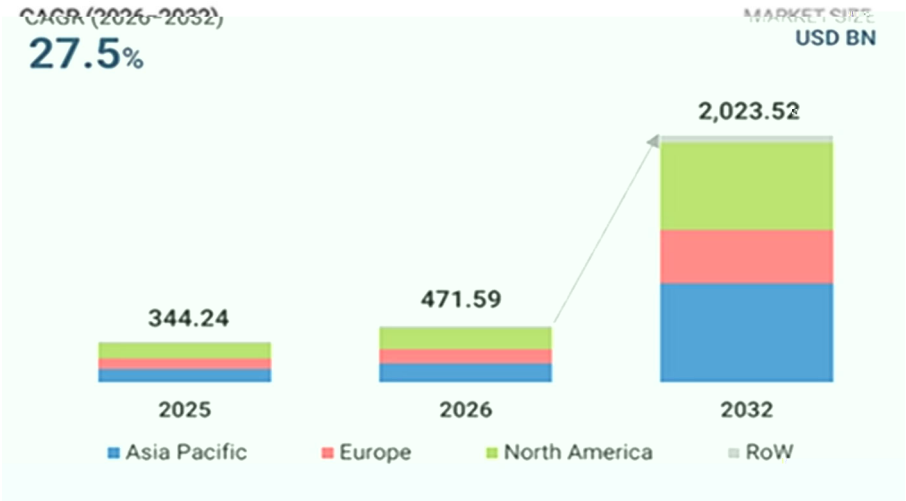
CAGR (2026–2032)
27.5%
MARKET SIZE
USD BN
344.24
471.59
2,023.52
2025
2026
2032
Asia Pacific
Europe
North America
RoW

Figure: Sales of Ethernet optical transceivers and CPO (100G and above) by application

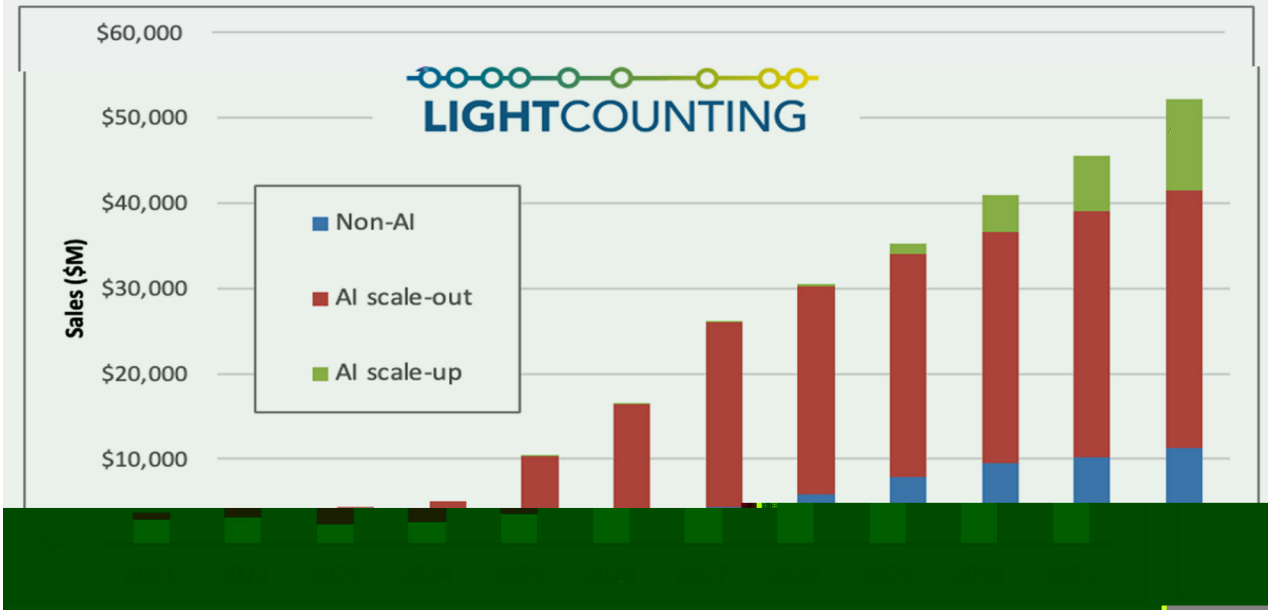

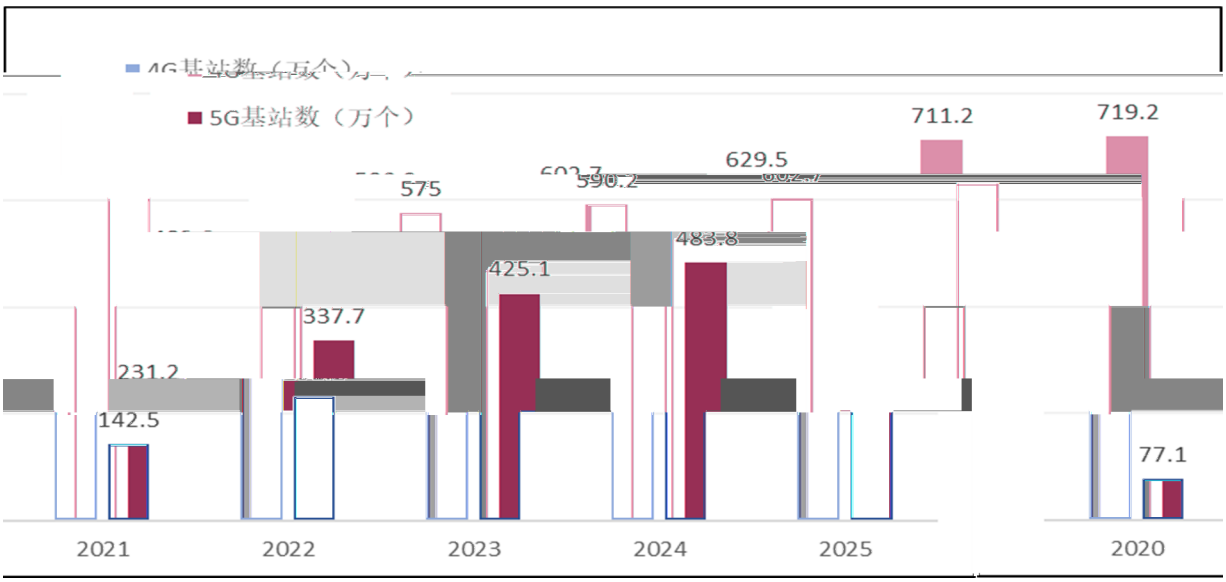

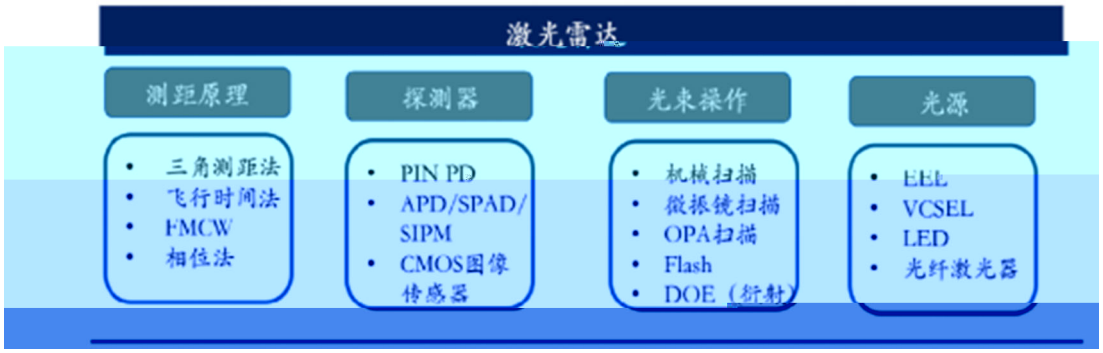
激光雷达
测距原理
三角测距法
飞行时间法
FMCW
相位法
探测器
PIN PD
APD/SPAD/SIPM
CMOS图像传感器
光束操作
机械扫描
微振镜扫描
OPA扫描
Flash
DOE（衍射）
光源
EEL
VCSEL
LED
光纤激光器

47,523,153.95

2025 2

2026 1

1

2

3

4

5

1 1968 4

1991 7 1995 7 2001 9

2001 10 2004 6 2004 7

2005 6 2005 7

2005 2018 1 2018 1

1968 9 1991 9

2001 9 2001 10 2005 6

2005 7 2011 9 2011 10 2018 1

2018 1

1974 10 2001 6

2003 6 2003 7 2006 5

2006 6 2007 3 2007 4 2010 2

2010 3 2011 6 2011 5 2011

9

“ ” “ ” “ ” “ ” “ ” “ ” “ ” “ ” “ ”

2025 2

5 1 5 172.75 190.02 209.02



2025

2025

2025

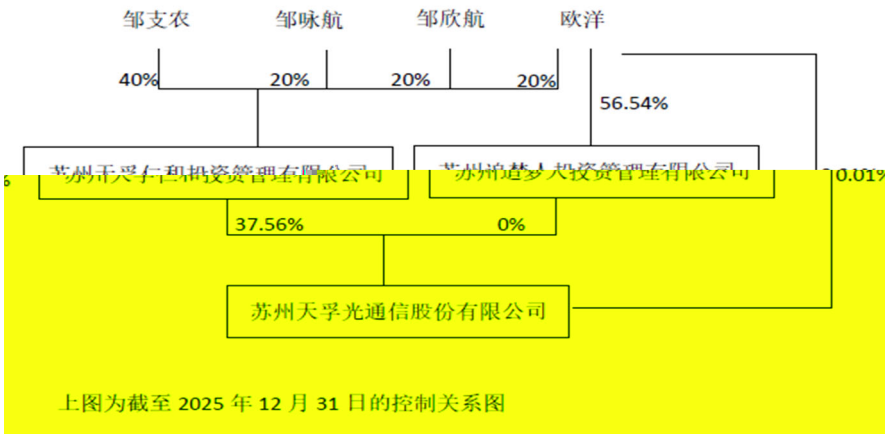
邹支农
邹咏航
邹欣航
欧洋
40%
20%
20%
20%
56.54%
37.56%
0%
苏州天孚光通信股份有限公司
上图为截至 2025 年 12 月 31 日的控制关系图

	[redacted]	
[redacted]		
[redacted]		

[redacted]		

1

913205007764477744 695

2026 4 8

2

1

		100%	—
		100%	—
		100%	—
TFCCOMMUNICATIONUSA INC		100%	—
( )		100%	—
		100%	—
TFC		100%	—
		—	100%
Auxora US, Inc		—	100%
Advanced Integrated Photonics Hong Kong Co., Limited	AIP	—	40%
Tianfu International Investment Pte. Ltd.		—	100%
TFC TECHNOLOGY (SG) PTE. LTD.		—	100%
TFC Technology (Thailand) Co., LTD.		—	100%

“ ”

2 2025 2

——

“ ”

15 —— (2023)

12

—

“ ”

1 1 12 31

12

1

2

1

2

33 ——

1

2

1

2

“

”

1

1

2

3

2

1

2

4

5

(5)

6

3

1

2

1

2

4

5

6

12

30

30

12

12

			12

1

2

13

1

2

3

4

5

11“ ”

1

①

/

“ ” “ ”

“ ” /

②

“ ” “ ”

“ ”

③

A

B

C

D

2

①

②

20 ——

③

④

7 “(2) ”

3

30“ ”

4

2

3

3

1

	50
	10
	3-10

①

②

③

④

⑤

2

1

2

1

①

②

③

③

⑥

2

1

2

3

1

2

3

4

① ②

5

①

②

“ ”

“ ”

2-1

2023 43

2023 1 1 2027 12 31 5%

2025

2-2

2024 11 19

GR202432005643

2024 10 28

GR202436000562

2024 10 28

GR202436000605

2023 10 16

GR202344202350

15%

① 34,593,243.44 ②
50,495,187.24 ;

2025

196.43

2025 2

1

2

3

“ ”

2025 12 31

100%